

# KIDS CLUB BY POST

Weekly pack 15  
06/07/20

## The Lord's Prayer - Part 2

Story and activities to do at home  
while we are unable to meet.

Dont worry if you don't do everything in here.  
Just do what you fancy and have fun!



### **This pack has been prepared by:**

Andy Hughes - Urban Saints Wales, Susan Williams - Cynllun EFE and Capel Caersalem, Caernarfon,  
Nia Williams - Capel y Drindod Pwllheli, Jennifer Roberts - Eglwys Unedig Jerwsalem Bethesda  
with help, ideas and resources from Mair Roberts, Kathryn Williams, Jo Palmer, Gwyn Rhydderch,  
Leah Montgomery, Rachel Hughes, Polly Leavers & Greg Leavers

Mae yna  
fersiwn  
Cymraeg  
ar gael  
hefyd

Please note that, for copyright reasons, this pack may ONLY be distributed in full, free of charge.  
No single part of it may be separated or copied into any other publication without permission.  
Contact [AHughes@saintygymuned.org](mailto:AHughes@saintygymuned.org)



# Story


## New Living Translation

'Forgive us our sins,  
as we have forgiven those who sin against us.  
And don't let us yield to temptation,  
but rescue us from the evil one.  
For yours is the kingdom and the power  
and the glory forever.  
Amen'

"If you forgive those who sin against you, your heavenly Father will forgive you. But if you refuse to forgive others, your Father will not forgive your sins.

*Matthew 6:12-15*

Taken from the Holy Bible, New Living Translation © 1996,2004. All rights reserved  
Used by permission of Tyndale House Publishers Inc., Carol Stream, Illinois 60166.



## Simple Version

'I'm sorry, forgive me and help me  
to forgive others too  
Keep me safe and don't let me give in  
to doing wrong things  
You're wonderful  
and You always will be  
Yessssss!'

"You must be ready to forgive people when they are nasty towards you, if you want God to forgive you. It is only through forgiveness and love towards others

that God will listen to your prayers and forgive you. Never doubt God and believe that he is listening to you and answers your prayers. "

## Questions to discuss

After reading the story together, you could discuss these questions as a family:

1. How do you feel when someone hurts you or is nasty to you?
2. Have you ever hurt anyone or said anything nasty to anyone?
3. What do you think is the hardest, saying 'sorry' for doing something nasty or forgive someone who has been nasty to you?
4. Is there anyone you need to forgive? How do you feel after forgiving?



## Short prayer

Dear God, thank You for Your amazing love.

Thank You that you always want the best for me.

Please forgive me when I'm doing things I shouldn't.

Please help me to forgive others when they are nasty to me.

Please help me to choose to do the right thing and keep me safe.

Amen.





# Story to colour

## PRAYING is talking to God

Print Free: [www.lambsongs.co.nz](http://www.lambsongs.co.nz)

By Jill Kemp

Illustrated by Richard Gunther



The Bible tells us to pray to God.  
Praying is just me talking to God.  
Is God too busy  
to hear me when I pray?




God tells me, in the Bible,  
how much He loves me  
and hears me when I pray.  
Praying is talking to God.



When I am running and playing  
I remember to thank God  
for the beautiful world  
I enjoy every day.




At the end of the day  
I pray for sick people  
and talk to God about  
things that make me sad or afraid.




Praying to God is just like  
talking to my best friend.  
God is never too busy  
to listen.



The Bible teaches me  
what is good and right  
and that God wants me  
to be kind to other people.



If I am ever feeling lonely,  
I look at all the stars that God  
made and I remember  
that God is right here with me.



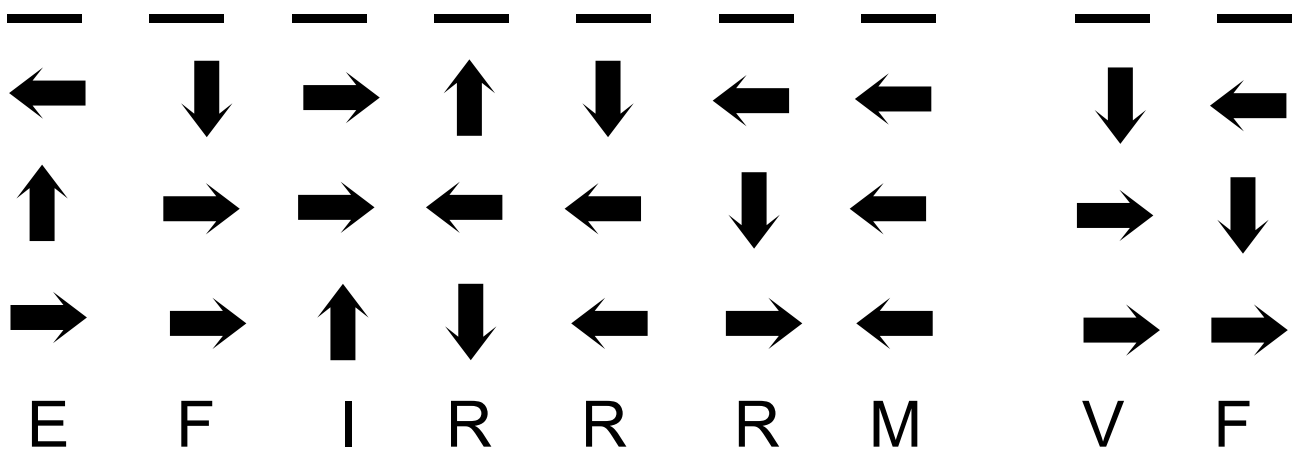
God always hears and answers prayers.  
Sometimes the answer is "Yes,"  
and sometimes "No, that wouldn't be good for you."  
I am glad that my friend God knows best.

# Puzzles

## Code word


Use the grid to find each letter to make the phrase.  
Use the letter shown at the bottom and follow the direction of the arrows to find which letter to write.

F	V	G	R
E	I	O	M



## Who's in charge?

Think about who is in charge in each of these places.





# Wordsearch

X C E W W G Y U Y W H V C N F D X D  
 Q S H E A L F F L G S P B A X L I Y  
 C Y S U I S S V V P P N L M D Y L D  
 E J C S M B L C L L Q C Z E M P X I  
 E W T K D O O W O V Q X W Z H E G V  
 G E G S O R R Y E Q V R Q J S U D G  
 N Z N Z P G D B E H I X Y Z G C X B  
 A I G N B U T P V B E K U A R S S N  
 H P F N X O M A I X R A Q Z G E D O  
 C Y R E H T A F G A C Q V N S R N X  
 J K N A S L S O R I Z V O E K B A O  
 V O E U Y A H U O C N R R D N S H N  
 O G S T P E G Y F Q W G R G A L Q G  
 D E Q V A R R N E R I B O J H I Y O  
 J K L R M B X S Z T Q Q P N T O S T  
 C K T H E D S Y R B L K M O D J D C  
 T S E C N W S P J D E Y T Y N R K B  
 P M T G Q U K P W Z F K C H K Z H Q

HANDS  
 THANKS  
 HEAVENLY  
 FATHER  
 SORRY  
 FORGIVE  
 WRONGS  
 HELP  
 RESCUE  
 LISTEN  
 CHANGE  
 HEARTS  
 PRAYERS  
 LORD  
 JESUS  
 NAME  
 AMEN



## Links

Puppet sketch 'Dyfrig talks about praying' <https://youtu.be/BE0r1KIMLII>

The Lord's prayer with actions <https://www.youtube.com/watch?v=1Kkvbtj61h0>

Song of the week video <https://www.youtube.com/watch?v=tUZ0EQzOB88>



Video 'God's story - prayer'

[https://www.youtube.com/watch?v=ZrdIXOk\\_QdQ&t=5s](https://www.youtube.com/watch?v=ZrdIXOk_QdQ&t=5s)



Information about Guardians of Ancora - a free game app. <https://guardiansofancora.com/>

Pole & Hannah's Sunday Club in a stable (subscribe free)

<https://www.youtube.com/channel/UCcVWq9xFIKOIe6ZVSBbJPQw>

Other resources: <https://www.prayerspacesinschools.com/prayer-spaces-at-home>

# Creative Prayer

## A forgiveness experiment

Jesus teaches us to ask God to forgive us for the wrong things we do.

Jesus also teaches us to forgive other people for the nasty things they do to us. If we are still angry with someone, the feeling can grow inside us and make us feel uncomfortable for a long time. It's like what's happening in this experiment!

### You will need:

- ¼ cup of warm water
- Small plastic bag fastened with zip or seal
- ½ cup of 'malt vinegar'
- 3 teaspoons of bicarbonate of soda
- Kitchen paper or tissue
- Safety glasses or sunglasses just in case!



### Method:

Do this outside the house!

- Put the ¼ cup of warm water in the plastic zip bag.
  - Add half a cup of vinegar to the water.
  - Put 3 teaspoons of the bicarbonate of soda on the centre of the kitchen paper.
  - Fold the paper over the bicarbonate of soda.
  - Put on the safety glasses.
  - Working quickly, drop the paper with the bicarbonate of soda into the bag and properly 'zip' the bag.
  - Put the bag down.
  - Take a step back and watch!
- (If nothing happens quickly, shake the bag slightly to start the reaction)

Prayer: Ask God to help you forgive and not be angry for long.

## Forgive others

Think of anyone who has hurt, upset or disappointed you.

How do you feel towards them?

Write your thoughts on a sheet of toilet paper.

Jesus taught that we must forgive people who do this and, if we do, God will forgive us for the wrong things we do.

Take your toilet paper to the bathroom and throw it in the toilet. Tell God you forgive the person and then flush the toilet so the paper disappears.

You can say, "Amen" or "Yes!"





# Challenges

## Helping hands

Every time you help someone like the good Samaritan did, colour one of the hands on the chart.

Ask one of your parents to help you choose other good deeds to mark on your chart.

Think of ways to help others e.g. making a cup of tea, helping to wash the dishes or clearing up food, tidying up your bedroom, helping a sibling with their homework, hugging a family member when they're upset.

Write the deed in the box and colour one of the hands after each time you have done it.

Helping Hands						
make someone a cup of tea	✎	✎	✎	✎	✎	✎
Tidy your room						



## Create a prayer book.

Write a daily prayer for anything you need or anything you need help with.

e.g. Please Lord, help me to forgive .....  
Please help, I need help to be brave.

Write the word of thanks and the date beside your prayer when God answers it.

## Forgive

In the prayer Jesus taught, he said, "Forgive us for all the wrong things we do just as we forgive others". This week, if anyone hurts or hates you, be ready to say you forgive them. Ask God to help you.

**Note:** Forgive does not mean you have to suffer in silence if someone keeps doing something wrong. Remember you may need to go and get help from an adult.

## Learn the Lord's Prayer

Why not learn the prayer that Jesus taught his disciples, "The Lord's Prayer"?

Follow this link for the words, or look at the colouring page in the last pack (Lord's Prayer - Part 1).

<https://www.bible.com/en-GB/bible/116/MAT.6.NLT>


# Craft

## The Lord's Prayer Spinner




### you will need:

2 x A4 white card or paper.  
Sellotape, glue stick, pencil,  
felt pens, scissors, wool,  
gold glitter, beads.



1. Draw around a roll of Sellotape or the bottom of a cup. Cut out.



2. Repeat step 1 until you have 8 circles of white card.





3. Colour the circles – **Blue, White, Purple, Green, Yellow, Red, Orange & Gold.**



4. Fold the circles in half.




5. Cut a length of wool & then fold the wool in half & tie a knot like in the picture.



6. Lay the **BLUE** circle flat with the blue facing down. Sellotape the wool on the fold, make sure the knot is just above the circle.



7. Place the spinner in front of you like in the picture. Fold the blue circle in half. Cover the half circle in glue & attach the white circle. Press together firmly.



8. Fold the white circle in half, cover in glue & attach the purple circle.



9. Glue all the circles together. Make sure you do it in this order... Blue, White, Purple, Green, Yellow, Red, Orange & Gold. When you get to the gold, glue one side to the orange circle & the other side to the blue circle. Press all the sides together.



10. Get some beads & tie them to the 2 loose ends of the wool.



Our Father in heaven, **BLUE**

may your name be kept holy. **WHITE**

May your Kingdom come soon. **PURPLE**

May your will be done on earth, as it is in heaven. **GREEN**

Give us today the food we need, **YELLOW**

and forgive us our sins, as we have forgiven those who sin against us. **RED**

Don't let us yield to temptation, but rescue us from the evil one **ORANGE**

for yours is the kingdom and the power and the glory forever. **GOLD**

You can use the colours on your spinner to help you remember the Lord's Prayer





## Toffee apples

You **MUST** have an adult carefully supervising the making of these toffee apples

### You will need:

- 400g golden 'caster' sugar
- 100ml of water
- 1 teaspoon of vinegar
- 4 tbsp golden syrup
- 8 apples

### Method:

- Put the apples in a large bowl and then cover with boiling water. This will remove the waxy layer they have on them and help the toffee stick to them. Dry them thoroughly and remove the stem from all of them. Push a wooden skewer or lollipop stick to the place of the stem in each apple.
- Place a sheet of baking paper on a tray and place the apples on it near the top of the stove.
- Put the caster sugar in a pan with 100ml of water on a moderate heat.
- Boil for 5 minutes until the sugar has dissolved, then add the vinegar and syrup.
- Put a sugar thermometer in the pan and boil the contents to 150 degrees centigrade or until the toffee has reached the "hard crack" point. If you don't have a sugar thermometer you can test if the toffee is ready by pouring a small amount of it into a bowl of cold water. It should harden immediately and when removed from the water it should be brittle and easy to break. If you can massage the toffee between your fingers it is not ready and you will still have to boil the mixture.
- Working very quickly and extremely carefully, dip the apple in the hot toffee until it is covered. You must let the leftovers drip back into the pan, then carefully place the apple on the baking paper to harden. You may have to warm the mixture a little if the temperature drops and it gets really thick and sticky.
- The toffee must be allowed to cool before eating the toffee apples. Store them in a dry place.



## Recipe

## Sing

O, our Father there in heaven  
Holy is Your name  
May Your kingdom come  
What You want be done  
On earth as it is in heaven  
On earth as it in in heaven

Yours is the kingdom  
The power and the glory  
Forever and always,  
Amen.  
Yours is the kingdom  
The power and the glory  
Forever and always,  
Amen.

Give us, we pray  
Food for this day;  
You know all we need.  
Forgive our wrongs  
As we forgive others  
The wrongs they have  
Done to us.  
The wrongs they have  
Done to us.

Yours is the Kingdom...

Don't let us give in  
To doing what is wrong  
And rescue us from evil.

O, our Father there in heaven  
Holy is Your name.  
Holy is Your name.

Yours is the kingdom  
The power and the glory  
Forever and always,  
Amen.  
Yours is the kingdom  
The power and the glory  
Forever and always, Amen.  
Forever and always, Amen.

© 2020 Greg Leavers



See this song on video at <https://www.youtube.com/watch?v=tUZ0EQzOB88>

For a copy of the sheet music, contact Andy Hughes - [Ahughes@saintygyuned.org](mailto:Ahughes@saintygyuned.org)



# Games



## Stop the marble falling

Keep us from giving in to doing the wrong thing, and keep us safe...

Giving in to wrong is a bit like falling

### You will need:

- Marbles
- Cardboard tubes. Cut these in half to make two pipe halves. Then cut these smaller. Give each member of the family a pipe half.

### How to Play

The aim of this game is to work together to move the marble from one point to another, across the room.

- Place the marble on a shelf or table, high enough for it to be a challenge.
- You need to move the marble from a high place into a cup on the floor at the far end of the room.
- You cannot touch the marble with your hands. Only in the tube can you carry the marble. You cannot block both ends of the tube.
- Each member must walk three steps with the marble before passing it on to the next person's cardboard tube.
- If the marble falls on the floor you must restart the game.
- Everyone must have one go before anyone else has their second go.
- The game ends when the marble is safely in the cup and without touching the floor.
- You could time how long it takes and try again to beat your time.



## Walking on the line

The prayer that Jesus taught asks God to keep us from falling when we are tested. Not a real fall, but being tempted to do something we shouldn't. In this game, you try to walk along a line, without falling over.

**You will need:** Tape ('masking tape')

### How to play:

- Place the tape in a long, straight line on the floor inside or outside.
- Remember to ask parents if you can do this!
- Walk along the tape making sure your feet are on the line at all times.
- Why not get everyone in the house to have a go.

