

KIDS CLUB BY POST

Weekly pack 16
13/07/20

The good Samaritan

Story and activities to do at home
while we are unable to meet.

Dont worry if you don't do everything in here.
Just do what you fancy and have fun!



This pack has been prepared by:

Andy Hughes - Urban Saints Wales, Susan Williams - Cynllun EFE and Capel Caersalem, Caernarfon,
Nia Williams - Capel y Drindod Pwllheli, Jennifer Roberts - Eglwys Unedig Jerwsalem Bethesda
with help, ideas and resources from Mair Roberts, Kathryn Williams, Jo Palmer, Gwyn Rhydderch,
Leah Montgomery, Rachel Hughes, Rhys Hughes, Polly Leavers & Greg Leavers

Mae yna
fersiwn
Cymraeg
ar gael
hefyd

Please note that, for copyright reasons, this pack may ONLY be distributed in full, free of charge.
No single part of it may be separated or copied into any other publication without permission.
Contact AHughes@saintygymuned.org



Story

New Living Translation

The man wanted to justify his actions, so he asked Jesus, "And who is my neighbor?"

Jesus replied with a story: "A Jewish man was traveling from Jerusalem down to Jericho, and he was attacked by bandits. They stripped him of his clothes, beat him up, and left him half dead beside the road. By chance a priest came along. But when he saw the man lying there, he crossed to the other side of the road and passed him by. A Temple assistant walked over and looked at him lying there, but he also passed by on the other side. Then a despised Samaritan came along, and when he saw the man, he felt compassion for him. Going over to him, the Samaritan soothed his wounds with olive oil and wine and bandaged them. Then he put the man on his own donkey and took him to an inn, where he took care of him. The next day he handed the innkeeper two silver coins, telling him, 'Take care of this man. If his bill runs higher than this, I'll pay you the next time I'm here.'

Now which of these three would you say was a neighbor to the man who was attacked by bandits?" Jesus asked. The man replied, "The one who showed him mercy." Then Jesus said, "Yes, now go and do the same."



Luke 10:29-37

Taken from the Holy Bible, New Living Translation © 1996,2004. All rights reserved
Used by permission of Tynedale House Publishers Inc., Carol Stream, Illinois 60166.



Simple Version

Jesus told a story "a man was travelling from Jerusalem to Jericho when bandits attacked him, took his clothes and left him on the side of the road. A priest came by but crossed the road and carried on. A temple assistant came by but passed him

by. A Samaritan came by and felt compassion for the man. He washed his wounds and bandaged them. He carried the man on his donkey to the nearest inn. He gave the inn keeper two pieces of silver 'take care of this man, if there is more to be paid, I will pay next time I call.'

Jesus asked, "who was the man's neighbour?". The man replied "the one who helped him" Jesus said "now go and do the same"

Questions to discuss

After reading the story together, you could discuss these questions as a family:

1. Have you ever been in trouble and needed help? What happened?
2. How do you think the man in the story felt when he heard the sound of footsteps and nobody helped him?
3. Who do you think you need to be kind to? Can you think about someone in particular?
4. How could you be kind to someone you don't know?



Short Prayer

O God, thank You for loving everyone the same amount.

Thank you that you never turn your back on me.

Please help me to be kind to everyone,
especially those in need.

Amen.




Parable: THE Good Samaritan


Print Free: www.lambsongs.co.nz

By Jill Kemp

Illustrated by Richard Gunther



God's Law says: 'Love your neighbour as yourself.'
A man asked Jesus "Who is my neighbour?"
Jesus told this story to show that people of
any culture should be treated with kindness.



A man was walking along the road from
Jerusalem to the town of Jericho when some
bad men ran off with his coat and left him
lying on the side of the road, badly hurt.




The hurt man lay in the hot sun.
At last he saw someone coming past.
It was a very holy man who loved to pray.
"Help me please," cried the hurt man.



But the very holy man took no notice
He walked on the other side of the road.
He didn't stop to help the hurt man.
He was too busy praying to God.



A very clever teacher, from his own town,
came past. He walked on the far side of
the road and pretended not to see the
hurt man. He did not stop to help him.



A stranger from the country of Samaria came
along the road with his little donkey. He
saw the hurt man by the side of the road.
The man from Samaria was very kind.



"I will help you, my friend," said the
kind man from Samaria. He gave the
man a drink of water and helped him.
Then he put him on his donkey's back.



He found a place for the man to stay
and paid for everything he needed.
Jesus wants us to help other people.
That is called "being a good Samaritan."

Puzzles

Questions in pictures

1. Why was the road from Jerusalem to Jericho dangerous?



2. What did the Samaritan do for the man who had been hurt?



3. Where did he take him?



4. Who does Jesus tell us to love?

God

Enemies

Neighbour

Which road should the Samaritan take to the man who has been hurt?



D G P H R N W A B O C E A H R N P W G T D S L F O
F L S P B T H O R N W A E
C R N W A B O C E A H R N P W G T D S L F W A B O H

Wordsearch

J	E	R	I	C	H	O	U	S	O	L	X	B	H	S	Z	X	X
C	Y	C	E	J	C	E	K	W	A	X	I	H	J	N	W	X	K
X	V	O	R	R	E	H	S	T	E	M	P	L	E	A	X	D	U
W	B	M	U	C	A	R	J	K	X	J	A	L	E	L	M	Y	K
F	P	P	F	L	I	X	U	J	B	G	A	R	M	C	P	A	P
K	O	A	W	E	E	D	P	S	E	U	U	K	I	Q	T	E	I
C	A	S	B	N	M	F	S	L	A	A	X	I	N	T	R	G	V
S	Z	S	Y	Y	P	I	T	A	H	L	C	T	E	M	A	C	U
J	O	I	A	N	K	K	B	E	A	T	E	N	I	E	V	N	Q
I	B	O	D	S	O	B	F	P	C	P	R	M	G	R	E	T	E
A	O	N	X	S	S	X	B	Q	F	F	Q	F	H	C	L	C	K
K	L	U	G	G	Z	I	K	A	J	D	Z	U	B	Y	L	G	O
P	A	S	S	E	D	J	S	R	N	Z	R	G	O	C	I	W	K
M	P	P	R	I	E	S	T	T	O	D	T	C	U	H	N	C	H
F	H	S	L	G	I	T	K	W	A	X	I	L	R	O	G	C	G
G	X	F	F	P	Z	B	Q	Y	A	N	Z	T	V	L	Y	R	O
A	T	T	A	C	K	E	D	S	X	E	T	W	S	Q	X	T	O
D	T	R	P	S	U	K	Y	F	M	Z	V	G	I	Q	O	N	D

TRAVELLING
 JERUSALEM
 JERICHO
 BANDITS
 ATTACKED
 BEATEN
 LEFT
 PRIEST
 TEMPLE
 ASSISTANT
 PASSED
 SAMARITAN
 COMPASSION
 HELP
 MERCY
 GOOD
 NEIGHBOUR




Sketch: The man who was robbed <https://youtu.be/S3VKfPMIkqY>

Video of song of the week <https://youtu.be/cEb77B4q0nU>



Video: The good Samaritan <https://youtu.be/khXU4x0irkw>



Cartoon of the story

<https://www.youtube.com/watch?v=osfQg4yKtq8>

Information about Guardians of Ancora - a free game app. <https://guardiansofancora.com/>

Pole & Hannah's Sunday Club in a stable (subscribe free)

<https://www.youtube.com/channel/UCcVWq9xFIKOiE6ZVSBbJPQw>

Other resources: <https://www.prayerspacesinschools.com/prayer-spaces-at-home>

Craft

Salt Dough Kind Hands part 1



Before you start heat oven to 150 °C

To make the hands you will need:

Flour (ideally plain but use what you have), table salt, water, cup (any size), mixing bowl, spoon, knife, baking paper, oven tray, 2 cereal bowls, rolling pin, A4 paper, pen, scissors.



1. Put 4 cups of flour in mixing bowl.



2. Add 1 cup of salt to mixing bowl.



3. Add 1 1/2 cups of warm water to mixing bowl.



4. stir the flour, salt & water together with a spoon.



5. Keep stirring until the dough starts to come together as a ball.



6. Take the ball of dough out of the bowl and place on a floured table. Knead the dough with your hands until it is smooth.



7. Cut 2 large pieces of baking paper.



8. Place 1 piece of baking paper on the table & put dough ball in the middle of the paper.



9. Cover dough ball with second piece of baking paper.



10. Press down on dough. Use the rolling pin to roll out the dough so that it is about 5mm/ 1/2cm – 10mm/1cm thick.



11. Fold A4 in half & then draw around hand. Cut out.



12. Gently press hands onto salt dough.



13. Carefully cut around hands with knife. Keep left over salt dough to make some more things or use as playdough.



14. Gently peel off hand templates & cut the baking paper around the hands.



15. Place 2 bowls upside down on oven tray.



16. Carefully place the salt dough hands on top of the bowls with the baking paper still Attached. Press down on the hands so they follow the shape of the bowl.

Now you need an ADULT to cook the Salt Dough Kind Hands.

ADULTS... Put the oven tray onto the middle shelf in the oven and cook the salt dough until the hands are hard to touch and sound hollow when you tap them. The time it takes will depend on the oven you use so check the hands after the first hour and then every half hour until you are happy. When cooked take the hands out of the oven and leave to cool.

Craft

Salt Dough Kind Hands part 2



To decorate Salt Dough hands you will need:

Salt dough hands, paint,
paint brushes, pencil,
PVA glue, glitter.



1. Draw a heart in the middle of the salt dough hand.



2. Paint hand in any colour you want. If you do not want to have a heart on hand, paint the hand in all the same colour. When the hand is dry, give it a second coat of paint.



3. When dry, turn over & paint the other side of hands.



4. When hand is dry carefully paint the heart with PVA glue.



5. Cover the PVA glue heart with glitter & then shake off any loose glitter.



6. Cover the hands with PVA glue & leave to dry. Turn hands over & paint again with PVA glue.

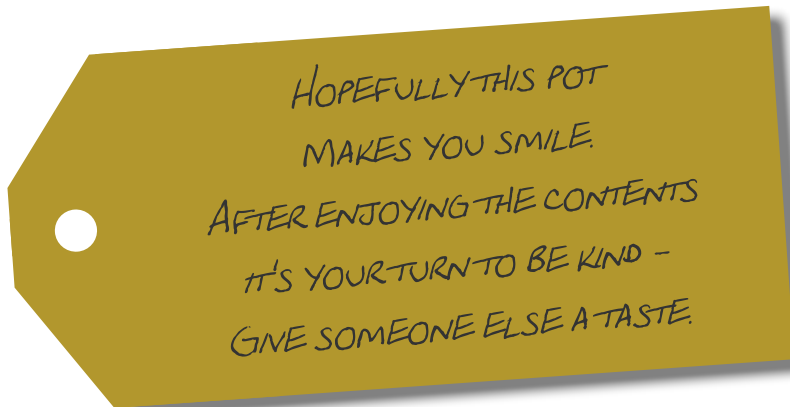


Challenges

Sharing kindness

Decorate a plastic pot and fill it with something that someone will enjoy. The idea is that the person you give it enjoys what's in the pot, then fills it up again and gives the full pot to someone else.

Attach a note to the pot saying:



Help your neighbour

Why not donate to your local Food Bank or why not help people who don't have a proper toilet by supporting the charity "Toilet Twinning"? Here is the link: <https://www.toilettwinning.org/>



Helping hands - another chance to help others around you

Every time you help someone like the good Samaritan did, colour one of the hands on the chart.

Ask one of your parents to help you choose other good deeds to mark on your chart.

Think of ways to help others e.g. making a cup of tea, helping to wash the dishes or clearing up food, tidying up your bedroom, helping a sibling with their homework, hugging a family member when they're upset.

Write the deed in the box and colour one of the hands after each time you have done it.

Helping Hands						
make someone a cup of tea						
Tidy your room						

Recipe

Little sausage people!

You will need:

1. Canned or jarred hot dog sausages (Frankfurters)
2. Shortcrust pastry - ready-made pastry
3. A little flour
4. A knife
5. Rolling pin
6. Chopping board
7. Oven tin

Method:

- Put the oven on at 180 ° C

*** An adult will need to help you with using the cooker ***

- Sprinkle a small amount of flour on the chopping board and rolling pin.
- Take a small amount of dough and roll it into a thin strip on the chopping board.
- Cut a split in the sausage for the legs and two splits for the arms.
- Use strips of dough and wrap it as 'bandages' around the little sausage person.
- Place the small person on a baking tray.
- Ask the help of an adult to put the tin in the oven.
- After about 15 - 20 minutes, ask an adult to help you remove the small sausage people from the oven.
- Enjoy with a bit of ketchup!



Sing

Love your neighbour as your-self,
a rule you should live by.
A man asked Jesus, "who d'ya mean?"
and this was His reply:

Jesus said, "a Jewish man
was trav'ling down the road,
when robbers came and beat him up;
and nicked off with his clothes!

A priest cam me by and saw the man
but walked passed him good and wide.
Then a temple helper came,
crossed to the other side.

Next to come a Samaritan.
Expect no help from him!
But he picked him up and bound his wounds
and took him to an inn.

Jesus asked, "which one of them
was a neighbour would you say?"
"The one who helped" the man replied."
"Then go and do the same!"

My neighbour is ev'ryone, ev'rywhere;
whatever country that might be.
Especially those who I see all the time;
even the ones who don't like me!

© 2020 Andy Hughes

See this song on video at <https://youtu.be/cEb77B4q0nU>

For a copy of the sheet music, contact Andy Hughes - ahughes@saintygyuned.org

Creative Prayer

Rainbow sweets prayer

You will need: A packet of 'Skittles'



Take one of the purple 'Skittles'.
Think of people who are kind to you.
Say 'thank you' to God as you eat the purple 'Skittle'.



Take one of the red 'Skittles'.
Think of something kind someone has done for you. How did you feel?
Say 'thank you' to God for this kind thing as you eat the red Skittle.



Take one of the orange 'Skittles'.
Think of something you have done for someone.
Ask God to help you think of something else to do as you eat the orange 'Skittle'.



Take one of the yellow 'Skittles'.
Think of something you did to someone who was not kind to you. Say 'sorry' to God about this, and ask him to forgive you while you eat the yellow 'Skittle'.



Take one of the green 'Skittles'.
Think about how you could be kind to someone you don't know. As you eat the green Skittle, ask God to help you think.

Prayer for the people of the world

You will need:

- Paper
- Scissors
- Felt pins

What to do:

1. Fold the paper as a consortina.
2. Draw a half-person as pictured.
3. Cut around the shape of the person.
4. Open the paper people strip.
5. Decorate the people to look like people from different countries.
6. As you decorate them ask God to be with people all over the world.



Creative Prayer

Plaster

- Make a plaster like the one you see in the picture.
- Think about the story of the kind Samaritan. He helped the man who had been hurt. Jesus tells us to love our neighbours. This means that we should do what is good for everyone around us, far and wide.
- Think about the question who is your neighbour?
- Write this verse inside the plaster:
"Love your neighbour." Luke 10. 27
- Think of ways we can show love to others by saying and doing kind things.
- As you think about these things close the plaster and draw a heart to remind yourself to show love in the same way that God shows love to us.



Games



Bandages

You will need:

- Roll of toilet paper
- Timer - phone or watch

In the story Jesus told, the Samaritan bandaged the wounds of the man who had been hurt.

How to play:

- Take one minute to bandage another player's arm or leg with the toilet roll.
- Each player takes it in turns to play.
- Decide together who has made the neatest bandage.

Games

3 legged race

You will need:

- a scarf to tie to each pair of people,
- 2, 4 or 6 players

How to play:

- Two players stand next to each other as a pair.
- They tie the scarf around the two legs closest to each other.
- Choose a safe place for your race with a start line and a finish line.
- If you have enough people you can race against each other. Otherwise you could time yourselves and try again.



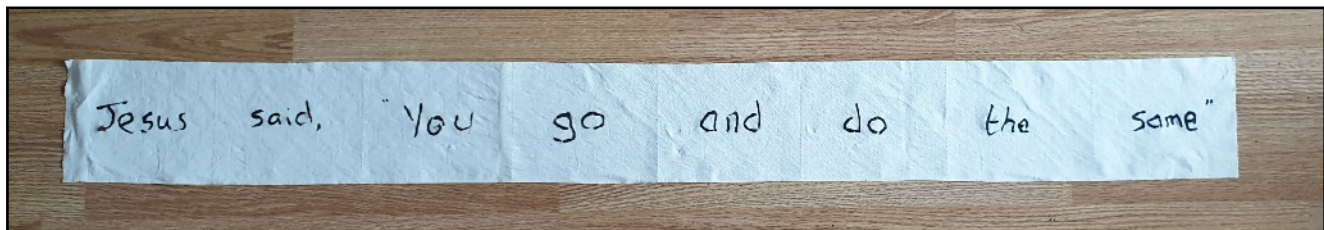
A verse learning game

You will need:

- Toilet paper
- Felt pen
- The verse: Jesus said, "You go and do the same."

How to play:

- Write the verse on toilet paper - one word on each piece of paper.
- Read the whole verse twice.
- Cut one word out of the paper and screw it into a ball.
- Say the verse again and remember to say the word that has gone.
- Continue this way until you say the verse without paper at all.
- Congratulations on learning the verse!



Charades

What you will need:

- Kind acts / ways you can be kind written on small pieces of paper e.g. making someone a cup of tea
- A bag or tub to hold the pieces of paper

How to play:

- Put the folded pieces of paper with all the ideas for things written on them in the tub.
- Players need to take it in turns to select a piece of paper from the tub, then they must mime the action indicated on the paper.
- Other players must guess what the action is.